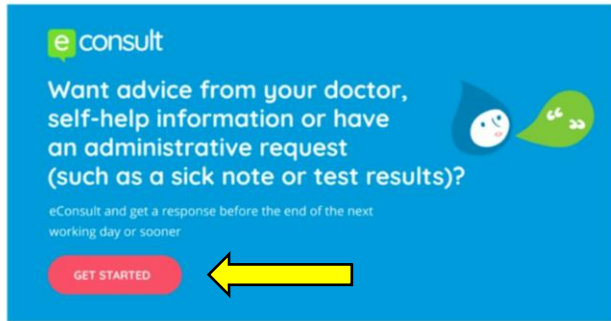
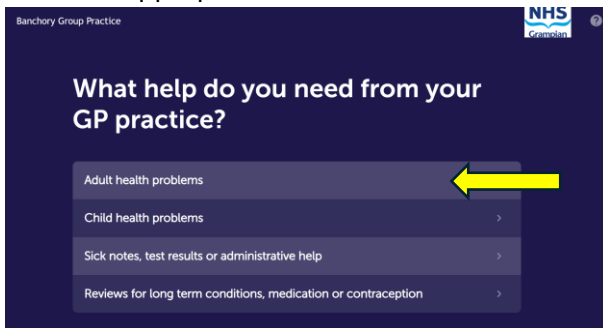


How to use eConsult

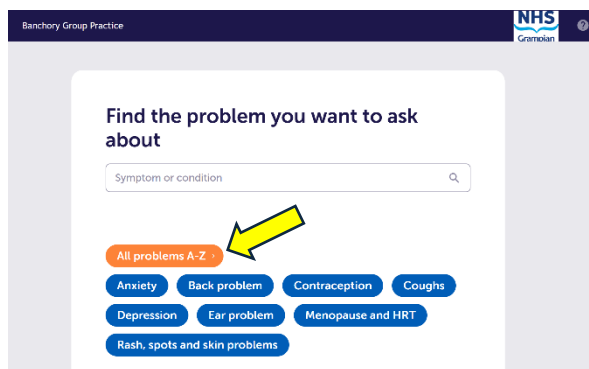
1. Go to the practice website home page – <https://www.banchorygrouppractice.co.uk/> and click on the ‘**Get Started**’ button



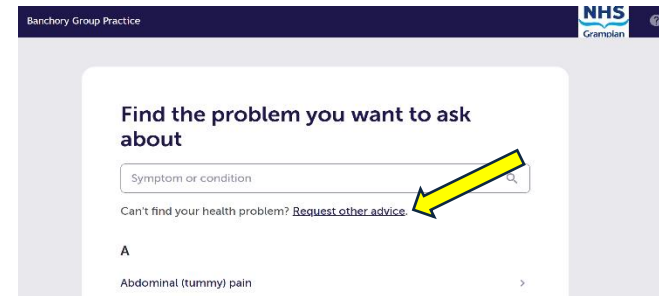
This takes you to the screen below. Click the appropriate button.



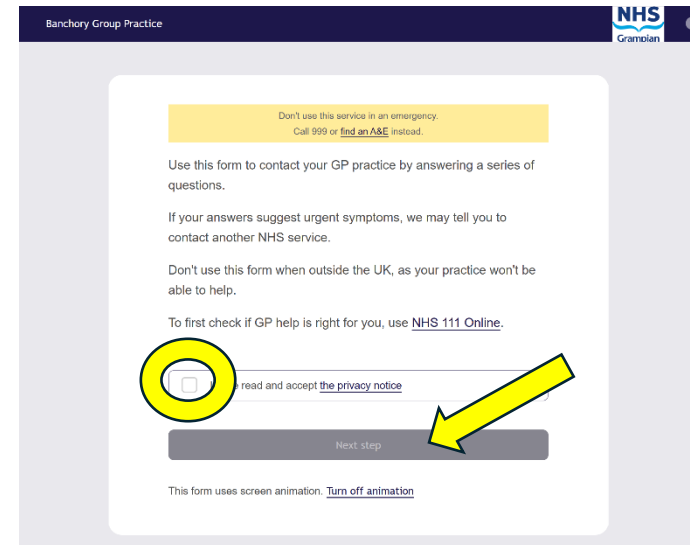
Then..... Press the ‘**All problems A - Z**’ button



2. You can access pages of advice **OR** If you wish to submit an ‘eConsult’ to the practice, click on the “**Request other advice**”



Which will result in the form below. ‘tick’ the privacy notice box Then press the ‘**Next step**’ button.



3. Finally, work through all the screens, adding photographs when prompted, until you get to a “**Thank you. Your request has been securely sent to Banchory Group Practice**” message.